

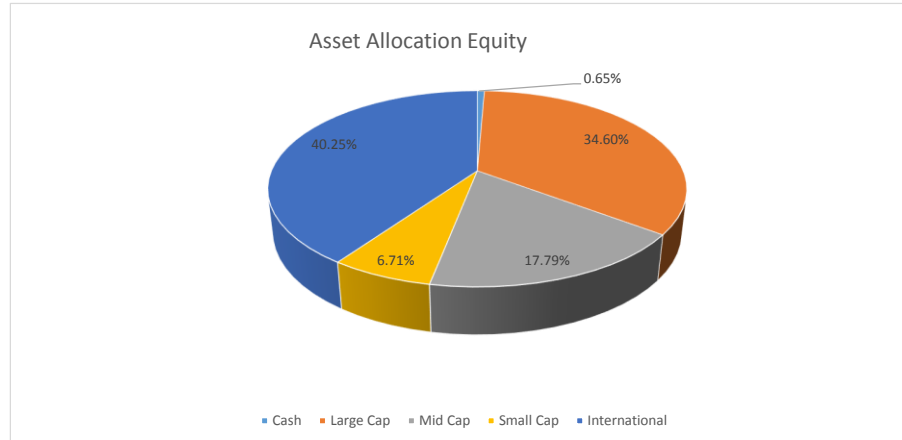
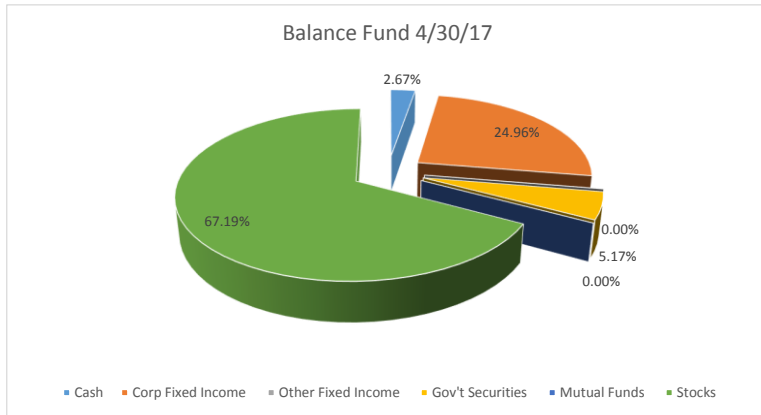
Balanced Fund @ April 30, 2017

Balanced - Telemus ***	\$ Value	Neutral	Allocation
Cash	634,376.42		2.67%
Other Assets			
Corp Fixed Income	5,939,448.50		24.96%
Other Fixed Income	1,182.87		0.00%
Gov't Securities	1,231,136.39		5.17%
Mutual Funds	-		0.00%
Total - Telemus (Fund Manager)	7,171,767.76	40.00%	30.14%
Balanced - Parametric ***			
Stocks	15,987,993.01	60.00%	67.19%
Total - Parametric (Fund Manager)			
Total Balanced	23,794,137.19	100.00%	100.00%

\*\*\* Social Principals Index - Fund created for IUMF by Parametric (Parent Company)

Asset Allocation

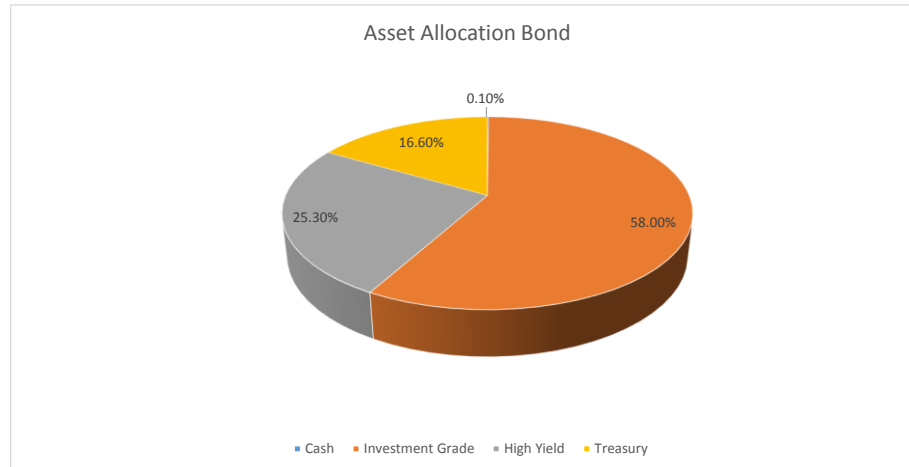
	Fixed	Equity	Income	Y-T-D		
Cash	0.10%	0.65%	Expenses	194,892.24		
Investment Grade	58.00%		Re/Unrealized	(106,617.24)		
High Yield	25.30%		Gain/Loss	1,135,038.52		
Treasury	16.60%		Net Growth	<u>1,223,313.52</u>		
Large Cap		34.60%				
Mid Cap		17.79%				
Small Cap		6.71%				
International		40.25%				
			ROI			
	Current Mo	QTR	YTD	Trl-12 Mo	3-Year	5-Year
Actual	1.13%	1.13%	5.02%	10.46%	5.39%	7.16%
BenchMark	1.33%	1.33%	5.65%	11.44%	5.22%	7.93%



The neutral Allocation is 60% Equity, 40% Fixed

For additional details please see the link below to the IUMF website:  
<http://iumf.org/church-investments/performance>

Balanced Portfolio Bond Characteristics	
Duration	3.11
Average Credit Quality	BBB+
Convexity	0.16



Bond Fund @ April 30, 2017

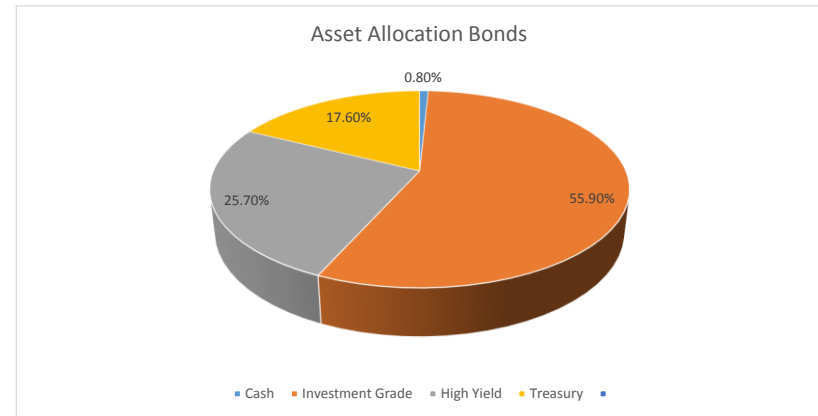
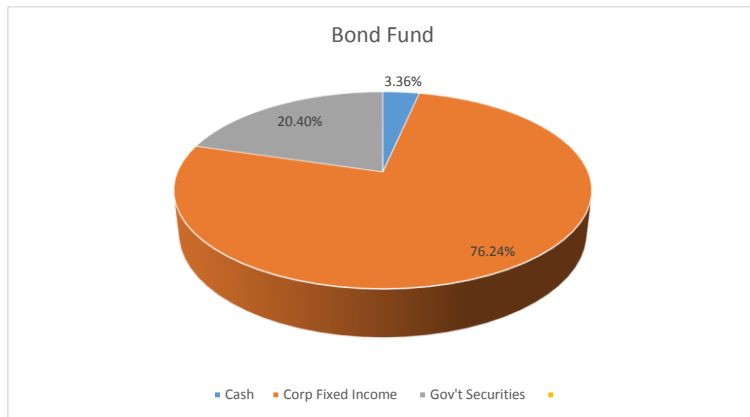
Bond - Telemus ***	\$ Value	Neutral	Allocation
Cash	156,978.77		3.36%
Corp Fixed Income	3,559,949.43		76.24%
Gov't Securities	952,533.05		20.40%
	-		
<b>Total - Telemus (Fund Manager)</b>	<b>4,669,461.25</b>	<b>100.00%</b>	<b>100.00%</b>

\*\*\* Social Principals Index - Fund created for IUMF by Parametric (Parent Company)

Asset Allocation

	Bond	Income	Y-T-D
		Expenses	51,375.62
		Re/Unrealized	(19,432.36)
		Gain/Loss	31,053.68
		Net Growth	<u>62,996.94</u>
Cash	0.80%		
Investment Grade	55.90%		
High Yield	25.70%		
Treasury	17.60%		

	Curr MO	QTR	YTD	ROI TRL 12-Mo	3-year	5-year
Actual	0.43%	0.43%	1.49%	2.27%	2.16%	1.59%
Benchmark	0.77%	0.77%	1.79%	2.80%	2.79%	2.96%



For additional details please see the link below to the IUMF website:

<http://iumf.org/church-investments/performance>

Long-Term Bond Characteristics	
Duration	3.13
Average Credit Quality	BBB+
Convexity	0.14

Equity Fund @ April 30, 2017

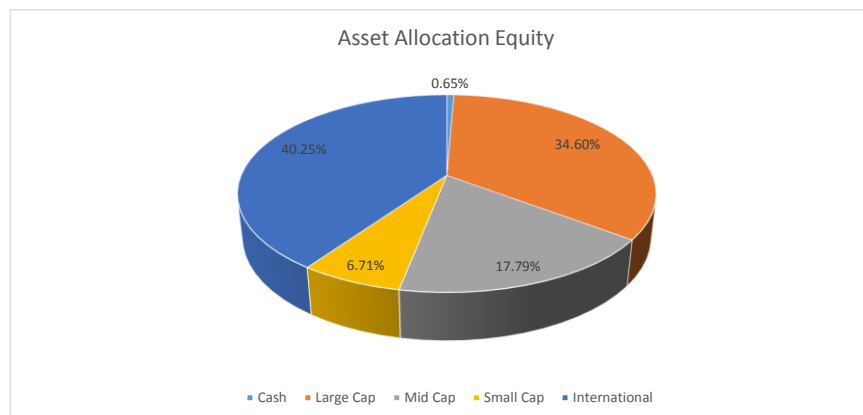
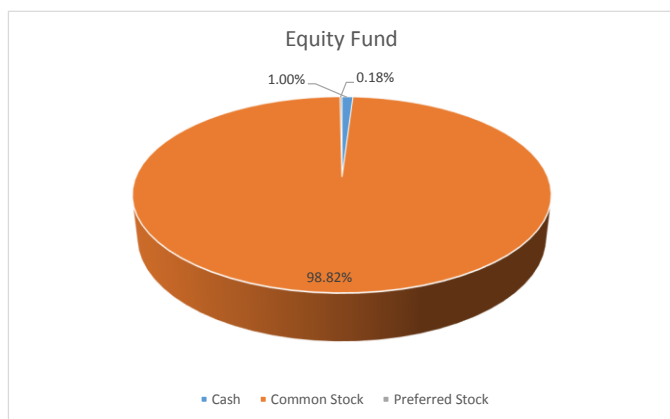
Equity - Parametric ***	\$ Value	Neutral	Allocation
Cash	50,137.75		1.00%
Common Stock	4,936,803.29	100.00%	98.82%
Preferred Stock	9,010.98		0.18%
<b>Total</b>	<b>4,995,952.02</b>	<b>100.00%</b>	<b>100.00%</b>

\*\*\* Social Principals Index - Fund created for IUMF by Parametric (Parent Company)

Asset Allocation

Equity		Income	Y-T-D
Cash	0.65%		23,438.46
Large Cap	3.46%	Expenses	(20,436.12)
Mid Cap	17.79%	Re/Unrealized	
Small Cap	6.71%	Gain/Loss	267,127.20
International	40.25%	Net Growth	<u>270,129.54</u>

	ROI					
	Curr MO	QTR	YTD	Trl 12-Mo	3-Year	5-Year
Actual	1.40%	1.40%	6.46%	14.93%	7.34%	11.00%
Benchmark	1.63%	1.63%	7.73%	16.25%	6.84%	11.25%



The neutral Allocation is 100% Equity

For additional details please see the link below to the IUMF website:  
<http://iumf.org/church-investments/performance>

Short-Term Income Fund @ April 30, 2017

Short-Term Income Fund	\$ Value	Neutral	Allocation
Cash & Cash Equivalents	99.86		0.01%
Exch Trade & Closed End	1,000,550.76		75.33%
Mutual Funds	327,501.73		24.66%
<b>Total</b>	<b>1,328,152.35</b>		<b>100.00%</b>

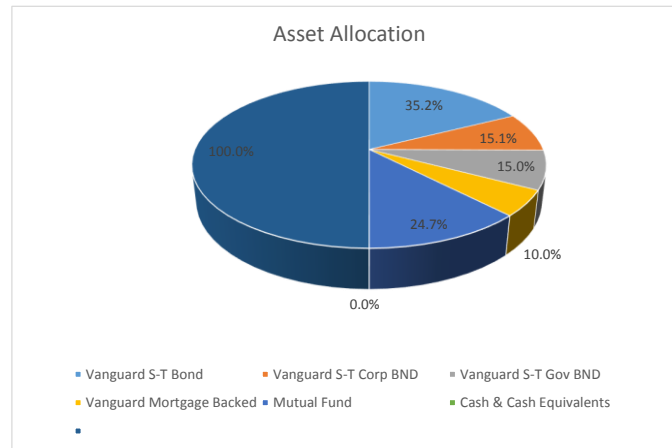
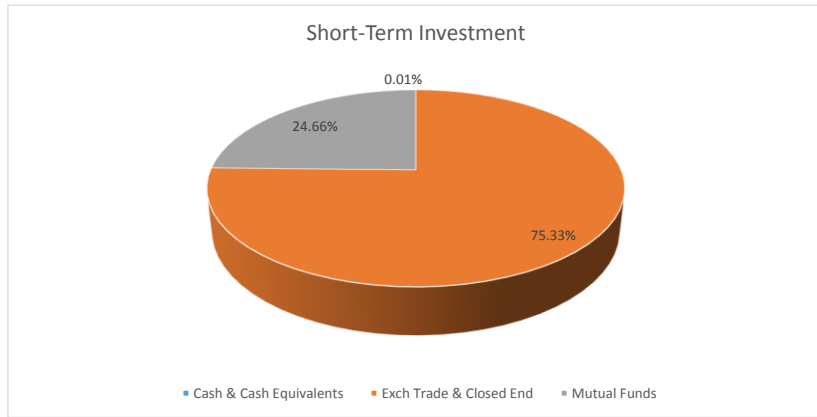
Managed by Fidelity Investments

Asset Allocation

	S-T Income	
Vanguard S-T Bond	467,515	35.2%
Vanguard S-T Corp BND	200,828	15.1%
Vanguard S-T Gov BND	199,248	15.0%
Vanguard Mortgage Backed	132,960	10.0%
Various Mutual Fund	327,502	24.7%
Cash & Cash Equivalents	100	0.0%
<b>Total</b>	<b>1,328,152</b>	<b>100.0%</b>

	Y-T-D
Income	4,949.47
Expenses	(1,296.02)
Re/Unrealized Gain/Loss	4,955.65
<b>Net Growth</b>	<b>8,609.10</b>

	Curr MO	QTR	YTD	TRL 12-Mo	3-Year	5-Year
Actual	0.31%	0.31%	0.65%	0.78%	0.96%	0.78%
Benchmark	0.14%	0.14%	0.43%	0.22%	0.74%	0.64%



For additional details please see the link below to the IUMF website:  
<http://iumf.org/church-investments/performance>