

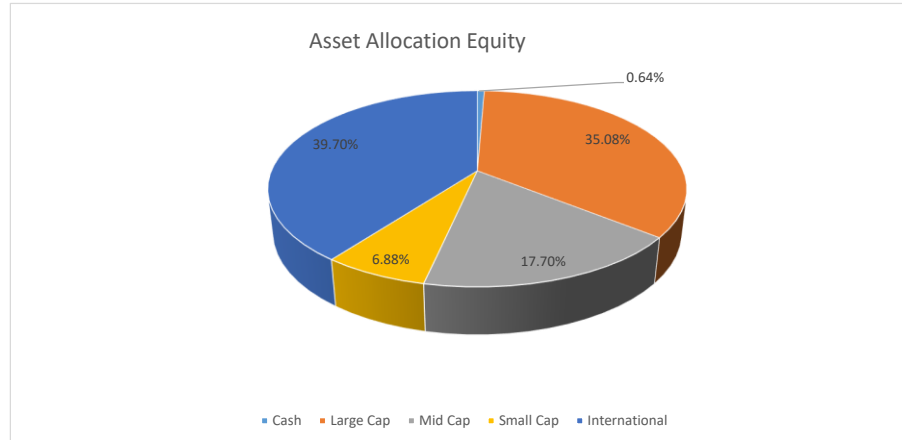
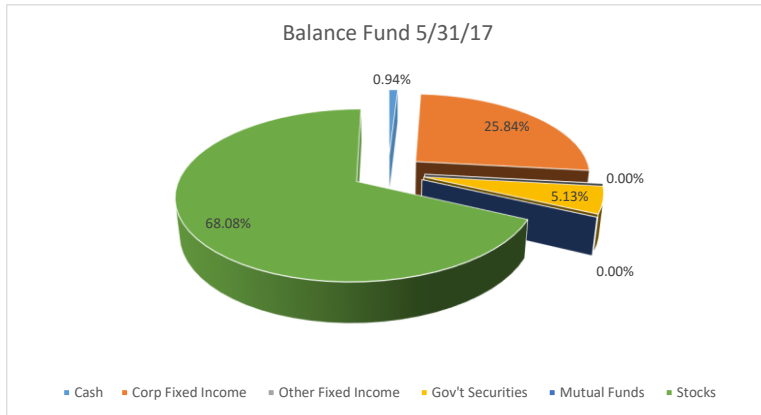
Balanced Fund @ May 31, 2017

Balanced - Telemus ***	\$ Value	Neutral	Allocation
Cash	225,527.02		0.94%
Other Assets			
Corp Fixed Income	6,205,429.29		25.84%
Other Fixed Income	1,163.22		0.00%
Gov't Securities	1,232,932.78		5.13%
Mutual Funds	-		0.00%
Total - Telemus (Fund Manager)	7,439,525.29	40.00%	30.98%
Balanced - Parametric ***			
Stocks	16,348,726.17	60.00%	68.08%
Total - Parametric (Fund Manager)			
Total Balanced	24,013,778.48	100.00%	100.00%

*** Social Principals Index - Fund created for IUMF by Parametric (Parent Company)

Asset Allocation

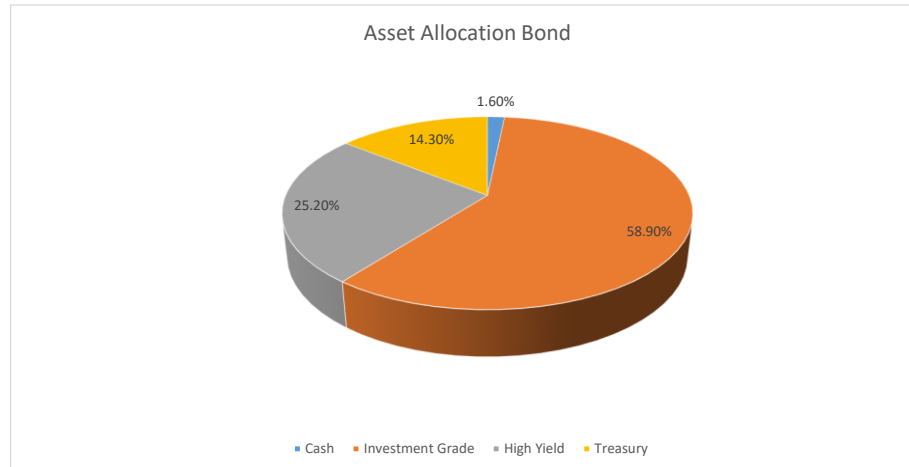
	Fixed	Equity	Income	Y-T-D		
Cash	1.60%	0.64%	Expenses	260,437.82		
Investment Grade	58.90%		Re/Unrealized	(119,088.95)		
High Yield	25.20%		Gain/Loss	1,320,906.07		
Treasury	14.30%		Net Growth	<u>1,462,254.94</u>		
Large Cap		35.08%				
Mid Cap		17.70%				
Small Cap		6.88%				
International		39.70%				
			ROI			
	Current Mo	QTR	YTD	Trl-12 Mo	3-Year	5-Year
Actual	0.98%	2.12%	6.04%	10.89%	2.63%	7.33%
BenchMark	1.43%	2.78%	7.18%	12.47%	5.18%	9.37%



The neutral Allocation is 60% Equity, 40% Fixed

For additional details please see the link below to the IUMF website:
<http://iumf.org/church-investments/performance>

Balanced Portfolio Bond Characteristics	
Duration	2.93
Average Credit Quality	BBB
Convexity	0.16



Bond Fund @ May 31, 2017

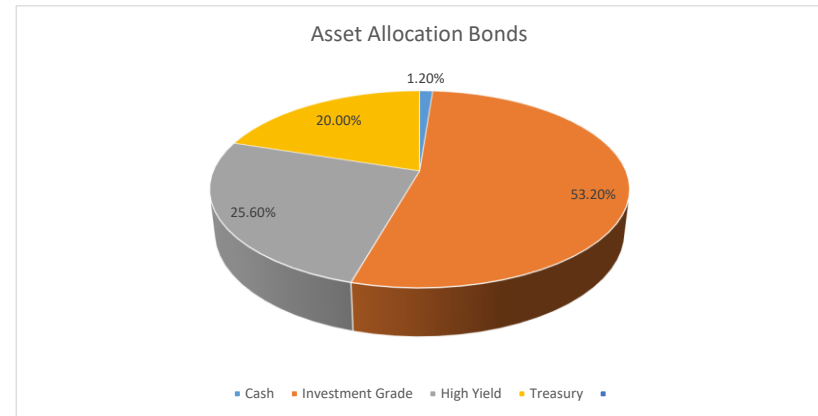
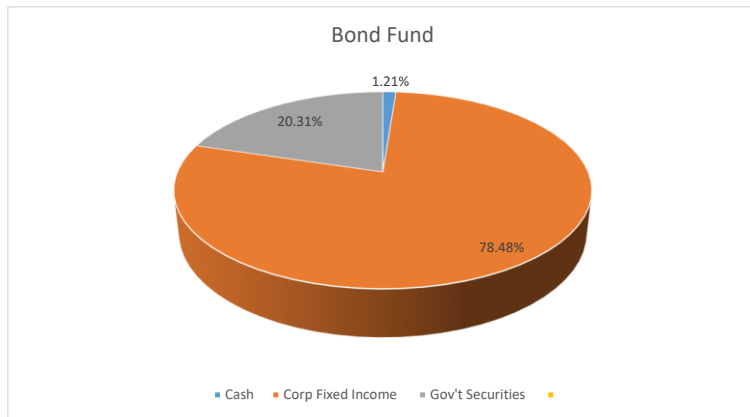
Bond - Telemus ***	\$ Value	Neutral	Allocation
Cash	56,777.14		1.21%
Corp Fixed Income	3,676,757.94		78.48%
Gov't Securities	951,442.14		20.31%
	-		
Total - Telemus (Fund Manager)	4,684,977.22	100.00%	100.00%

*** Social Principals Index - Fund created for IUMF by Parametric (Parent Company)

Asset Allocation

	Bond	Income	Y-T-D
		Expenses	64,127.43
		Re/Unrealized	(21,767.57)
		Gain/Loss	45,604.66
		Net Growth	<u>87,964.52</u>
Cash	1.20%		
Investment Grade	53.20%		
High Yield	25.60%		
Treasury	20.00%		

	Curr MO	QTR	YTD	ROI	3-year	5-year
Actual	0.53%	0.97%	2.03%	TRL 12-Mo	1.72%	2.20%
Benchmark	0.58%	1.35%	2.39%	3.42%	2.71%	3.04%



For additional details please see the link below to the IUMF website:
<http://iumf.org/church-investments/performance>

Long-Term Bond Characteristics	
Duration	3.03
Average Credit Quality	BBB+
Convexity	0.14

Equity Fund @ May 31, 2017

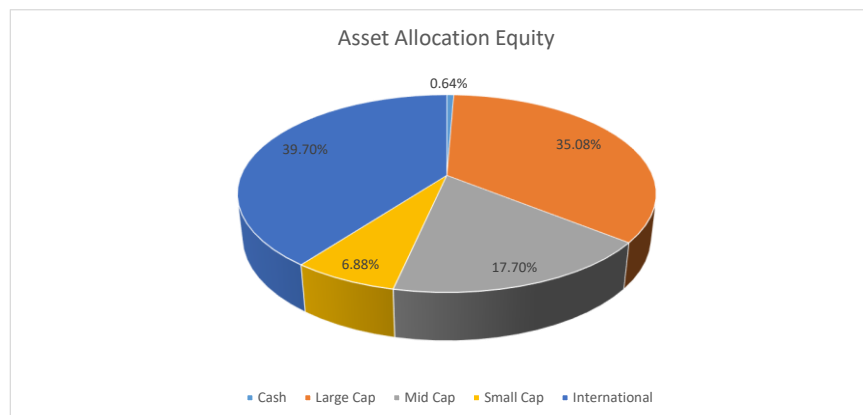
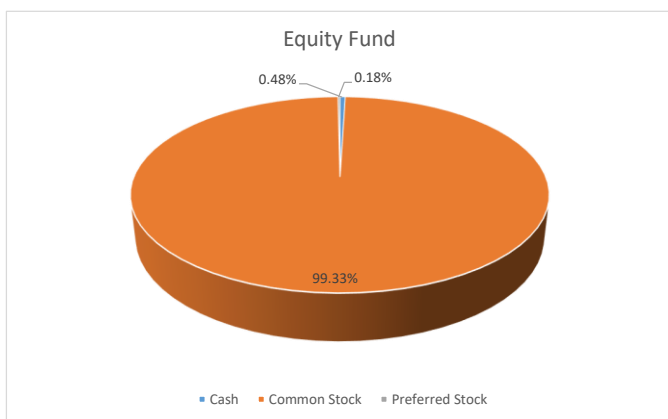
Equity - Parametric ***	\$ Value	Neutral	Allocation
Cash	24,438.72		0.48%
Common Stock	5,031,328.66	100.00%	99.33%
Preferred Stock	9,296.10		0.18%
Total	5,065,063.48	100.00%	100.00%

*** Social Principals Index - Fund created for IUMF by Parametric (Parent Company)

Asset Allocation

	Equity	Income	Y-T-D
Cash	0.64%		36,966.56
Large Cap	35.08%	Expenses	(23,308.26)
Mid Cap	17.70%	Re/Unrealized	
Small Cap	6.88%	Gain/Loss	320,538.83
International	39.70%	Net Growth	<u>334,197.13</u>

	Curr MO	QTR	ROI YTD	Trl 12-Mo	3-Year	5-Year
Actual	1.27%	2.69%	7.81%	15.55%	3.99%	11.34%
Benchmark	1.89%	3.55%	9.76%	17.53%	6.83%	13.59%



The neutral Allocation is 100% Equity

For additional details please see the link below to the IUMF website:
<http://iumf.org/church-investments/performance>

Short-Term Income Fund @ May 31, 2017

Short-Term Income Fund	\$ Value	Neutral	Allocation
Cash & Cash Equivalents	8,016.77		0.60%
Exch Trade & Closed End	1,003,280.36		75.38%
Mutual Funds	319,750.01		24.02%
Total	1,331,047.14		100.00%

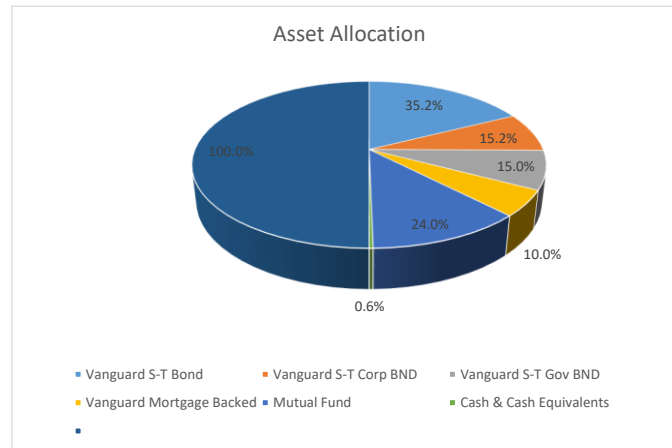
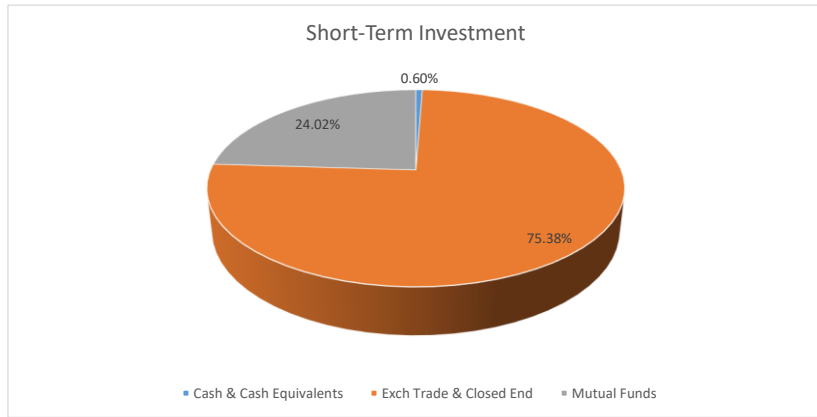
Managed by Fidelity Investments

Asset Allocation

	S-T Income	
Vanguard S-T Bond	468,663	35.2%
Vanguard S-T Corp BND	201,777	15.2%
Vanguard S-T Gov BND	199,451	15.0%
Vanguard Mortgage Backed	133,389	10.0%
Various Mutual Fund	319,750	24.0%
Cash & Cash Equivalents	8,017	0.6%
Total	1,331,047	100.0%

	Y-T-D
Income	6,602.79
Expenses	(1,618.06)
Re/Unrealized Gain/Loss	6,519.84
Net Growth	11,504.57

	Curr MO	QTR	YTD	TRL 12-Mo	3-Year	5-Year
Actual	0.22%	0.53%	0.87%	1.04%	0.97%	0.71%
Benchmark	0.13%	0.44%	0.59%	0.76%	0.72%	0.66%



For additional details please see the link below to the IUMF website:
<http://iumf.org/church-investments/performance>